

When you have traveled to as many workshops as the O'Connors you come up with some packing short cuts. Here are two.

## LIGHT WEIGHT TABLE-TOP EASEL:

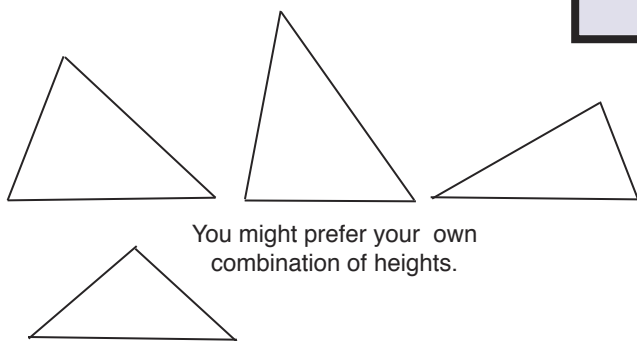
Cut a piece of foam core narrow enough to fit into your suitcase.

A & B / Then slice part way through the board, making two parallel cuts.

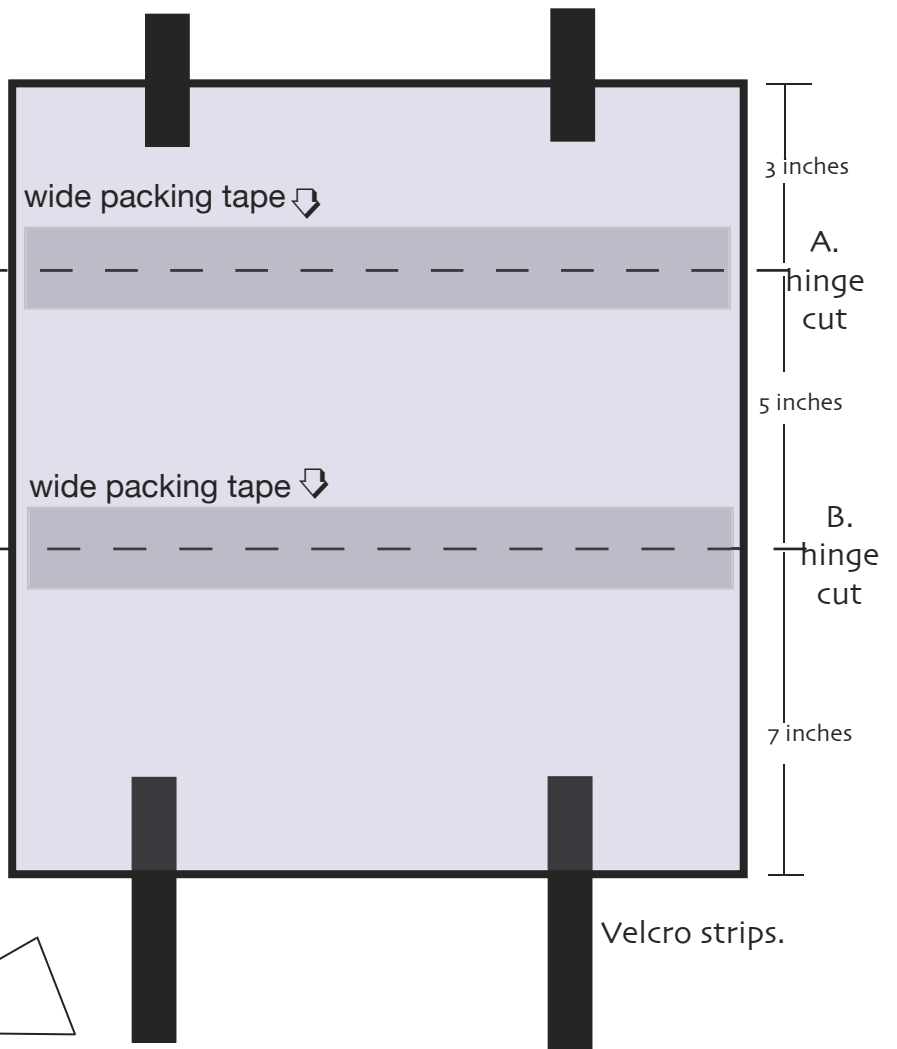
Secure the cuts with wide packing tape on the side that is NOT cut. This keeps the "hinge" flexible but prevents it from tearing.

Place two velcro strips on one end with the receiving ends on the other end of the board so that when the "board" is folded and the velcro is in place, it holds a sturdy triangular "tube" shape.


When laid on the workshop table, this support tube lifts your drawing board to a variety of heights, depending which side is turned down.



You might prefer your own combination of heights.



**ONE MORE FOR THE ROAD:**  
A small zip-lock bag worth of rice or beans dumped into a coffee mug makes a great BRUSH HOLDER that is less likely to fall over.



And if your suitcase is over packed for the return home, toss the beans. (Room for more souvenirs!)